

SURVEY ON THE TRANSFERABILITY OF VOTES BETWEEN OPPOSITION PARTIES

Findings from the survey of 10,523 voters regarding the transferability of voters between opposition parties in GE14



I-CPI
Centre for Policy Initiatives

© INVOKE Centre for Policy Initiatives
25 April 2017

Contents

- Background
- Method and sample
- Level of support based on opposition party in a 3-corner fight
- Voter transferability based on opposition party in a 3-corner fight
- Voting inclinations of Pakatan Rakyat voters (based on the results of GE13) in a 3 corner fight
- Likely voter turnout based on party
- Conclusion



Background

- Whilst the various opposition parties may contest under a coalition (such as Pakatan Harapan or Gagasan Sejahtera), the supporters and voters for each component party are different and not necessarily uniform.
- In a 3-corner fight, a vote difference of about 2% - 5% between 2 component parties in the same coalition can cause that coalition to lose to UMNO/Barisan Nasional.
- This situation has occurred frequently in the last general elections: for example, PAS voters in Machang voted for PAS in DUN seats, but voted for UMNO in Parliament seats, which caused the defeat of a PKR candidate.

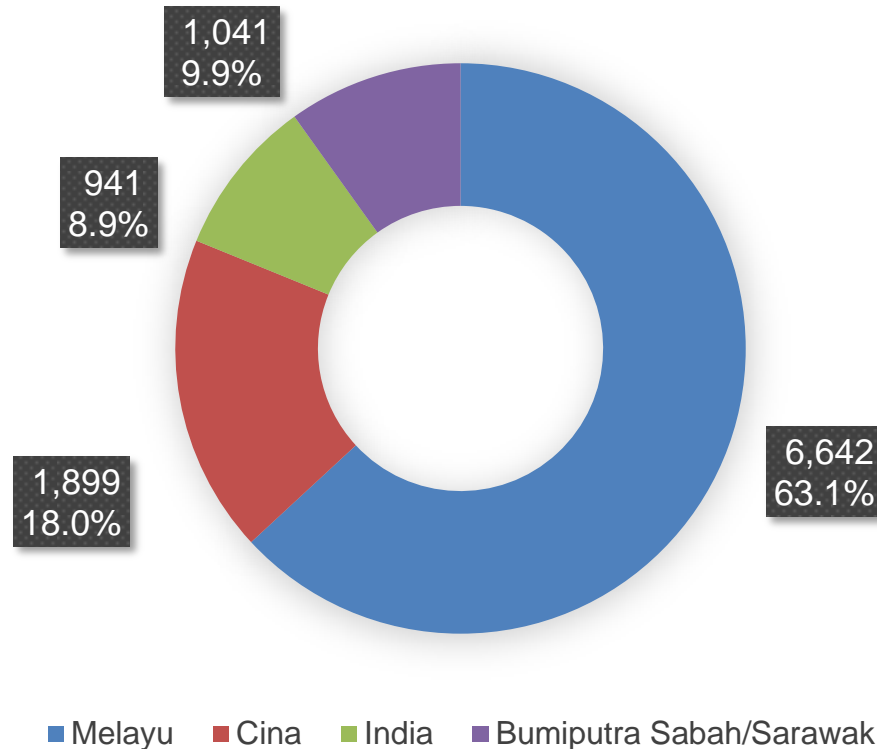


Background

- This voter transferability survey is important to determine the following matters:
 - i. Support level of various races based on opposition party (rather than coalition)
 - ii. The likelihood that a voter for one opposition party will still vote for other component parties in a coalition when his/her party is not contesting
 - iii. The most appropriate opposition party to contest in each parliament seat, in order to increase the chances of defeating UMNO/Barisan Nasional in a 3-corner fight



Method and sample



10,523 registered voters across the country have been surveyed in their own mother tongues or Bahasa Melayu:

Malay voters – Bahasa Melayu
Chinese voters – Mandarin
Indian voters – Tamil
Sabah/Sarawak – Bahasa Melayu



Method and sample

- The survey involved telephone interviews between survey analysts (interviewer) and voters (interviewee) in the respective mother tongues.
- The survey was conducted for two months from 6 February 2017 to 6 April 2017.
- Voters were selected and telephoned randomly using INVOKE's computerised survey system.
- About 1.67 million registered voters were called randomly. Of that amount, 116,922 voters answered their phones and 10,523 voters answered all 40 questions that were asked.



Method and sample

- The survey results, which covered 10,523 registered voters, were subsequently aggregated into national results as follows:
 - i. The results of 10,523 voters were aggregated according to age, gender and race, in order to reflect demographic distribution of voters across the country
 - ii. The results of 10,523 voters were aggregated according to the distribution of voters in each state, in order to reflect the position of parliament seats across the country

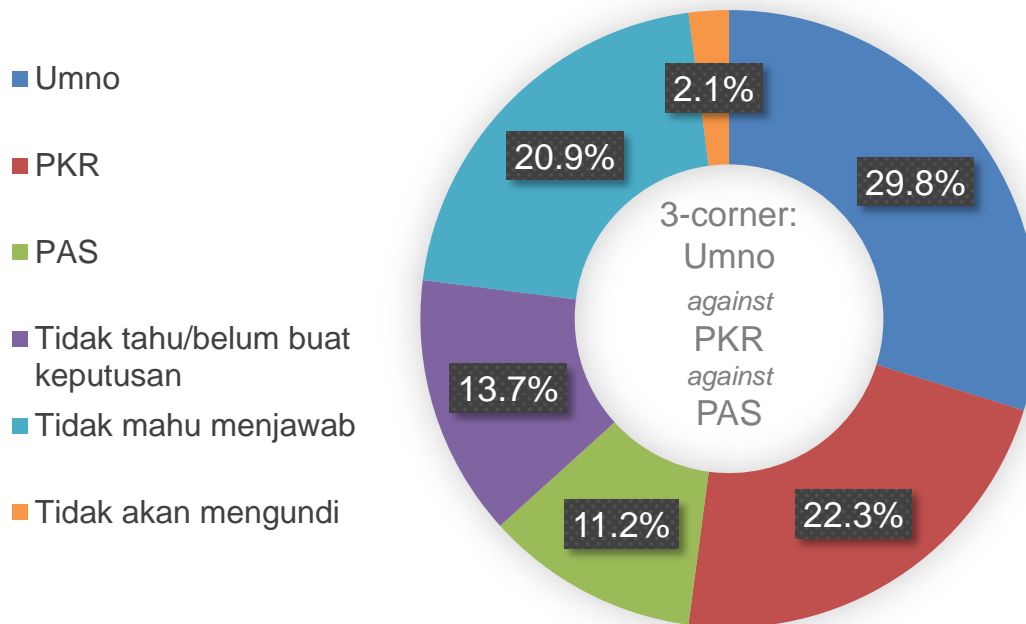


Method and sample

- Voters were asked about their inclinations to vote in a 3-corner fight and a 2-corner fight based on contesting parties. For instance:
 - i. If there is a 3-corner fight between UMNO, PKR and PAS, which party would you vote for?
 - ii. If the contest becomes a 2-corner fight between UMNO and PKR only, which party would you vote for?
 - iii. If the contest becomes a 2-corner fight between UMNO and PAS only, which party would you vote for?
 - iv. Repeat the questions for every combination of contesting parties.



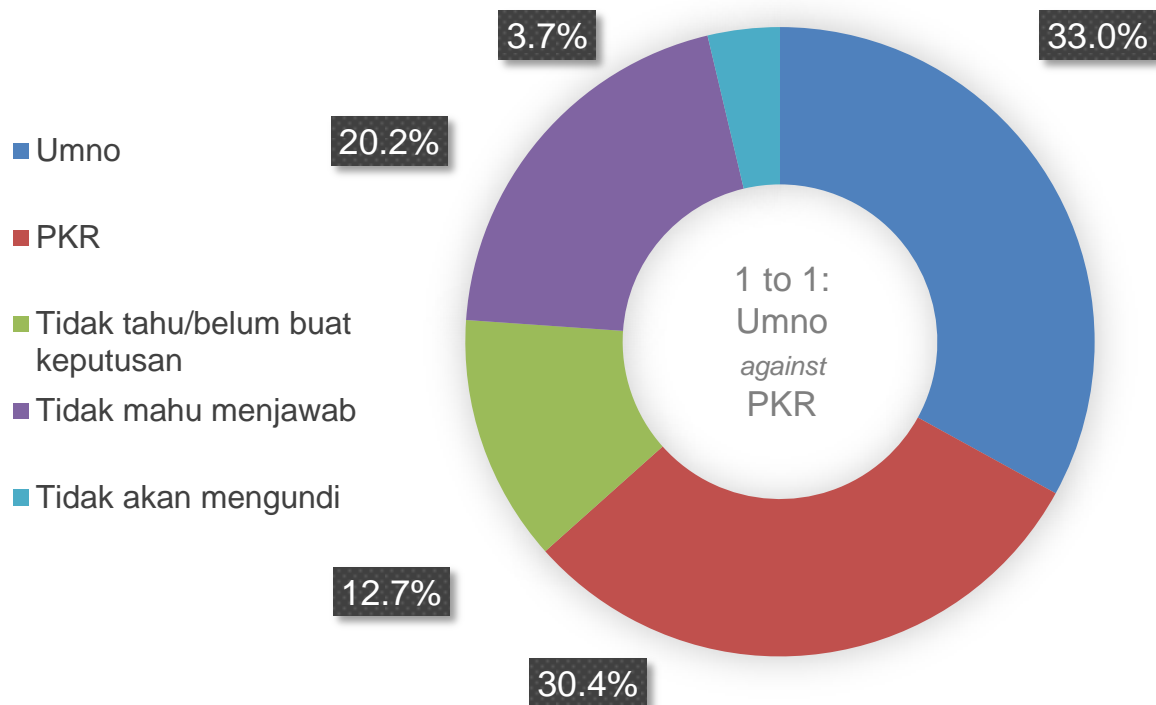
Level of support according to opposition parties



UMNO is ahead of PKR by 7.5%



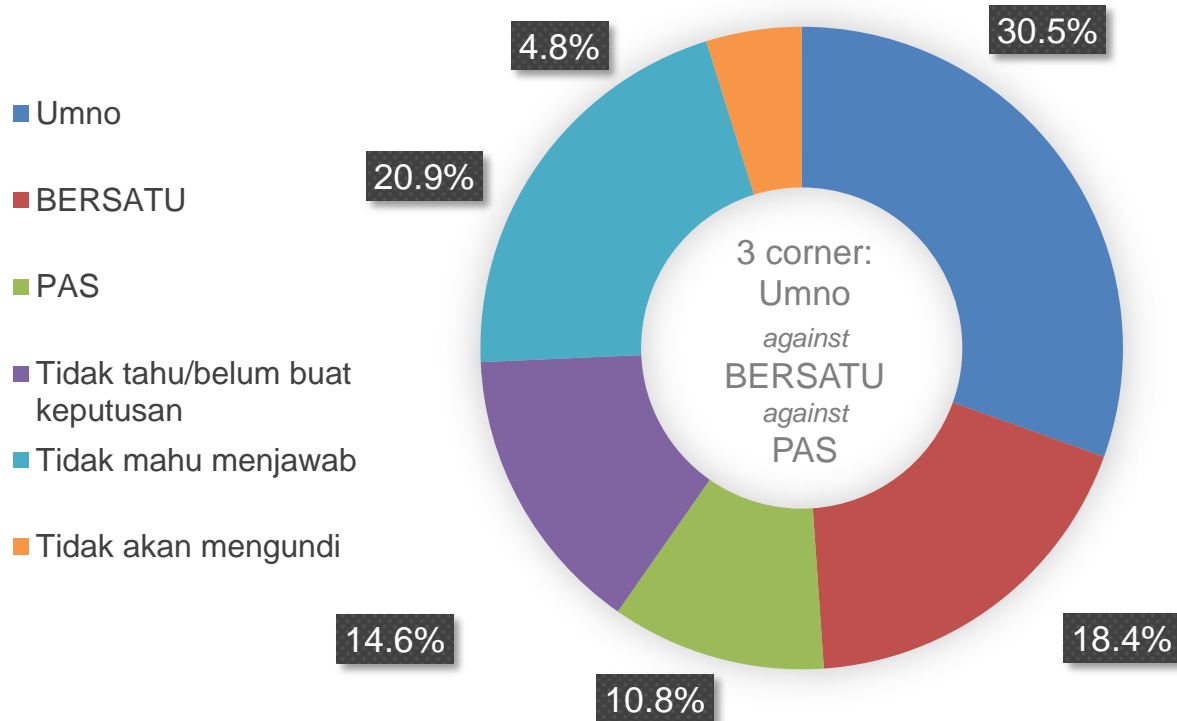
Level of support according to opposition parties



In a one-to-one fight, UMNO leads PKR by only 2.6%



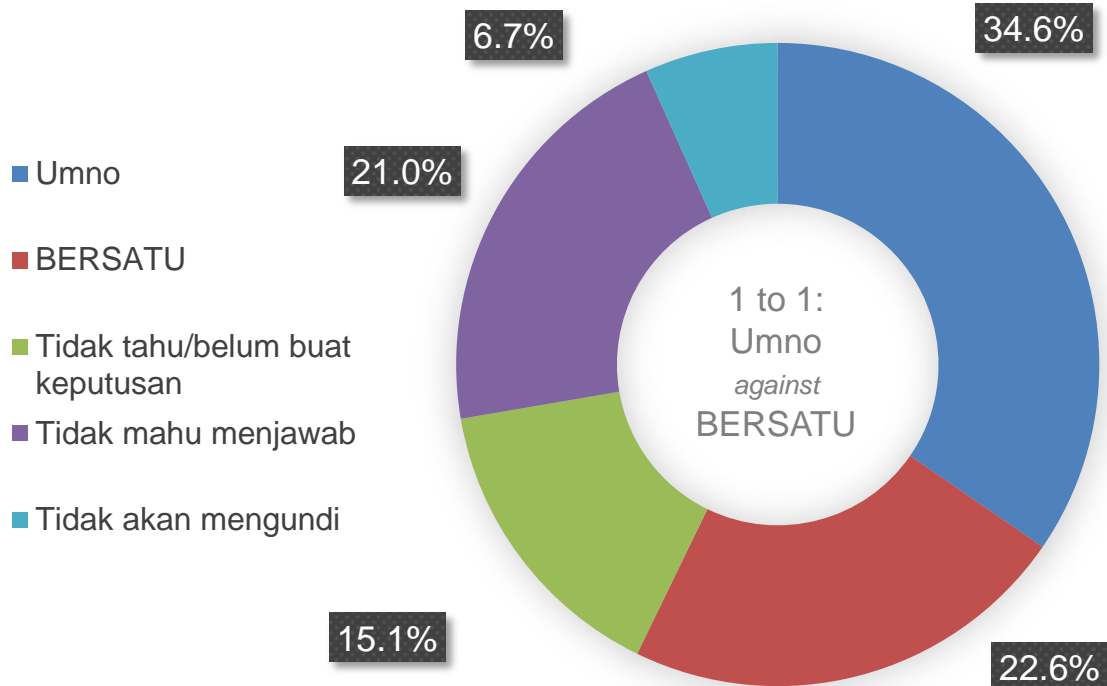
Level of support according to opposition parties



PAS' position is consistently at third place, around ~11% of votes in a 3-corner fight



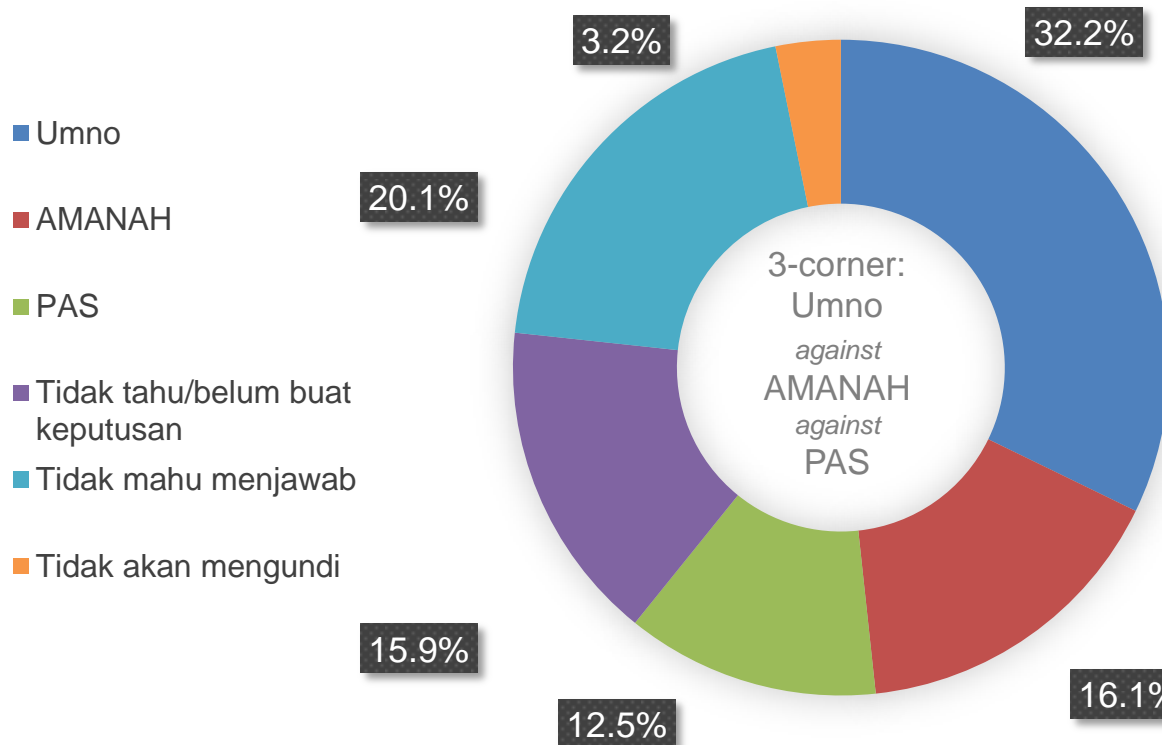
Level of support according to opposition parties



No obvious difference for BERSATU between a 3-corner or one-to-one fight (12% difference from UMNO)



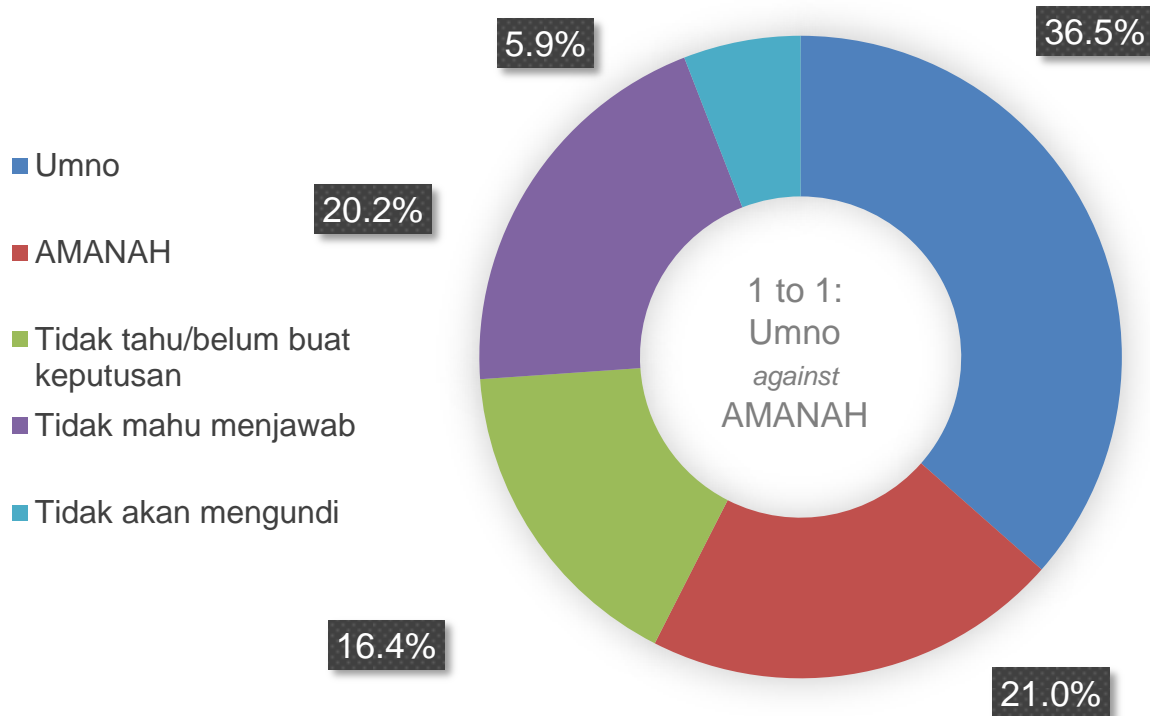
Level of support according to opposition parties



AMANAH has succeeded PAS with a 3.6% difference



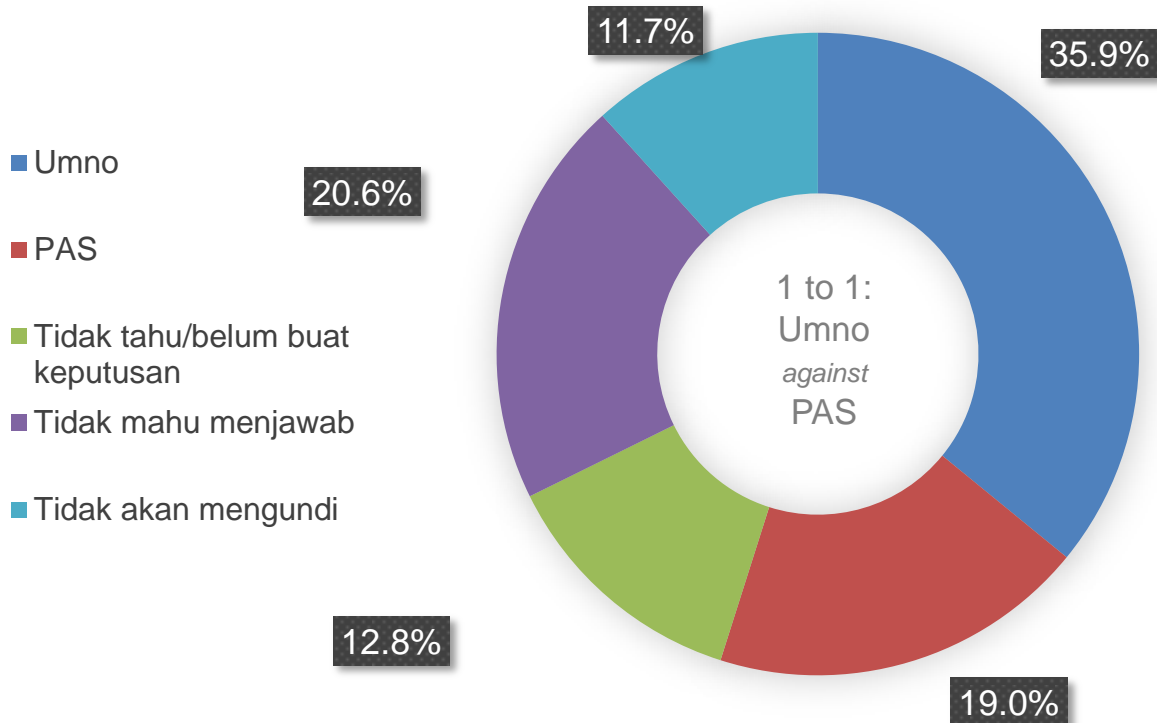
Level of support according to opposition parties



No obvious difference for AMANAH between a 3-corner fight and a one-to-one fight (~16% difference from UMNO)



Level of support according to opposition parties

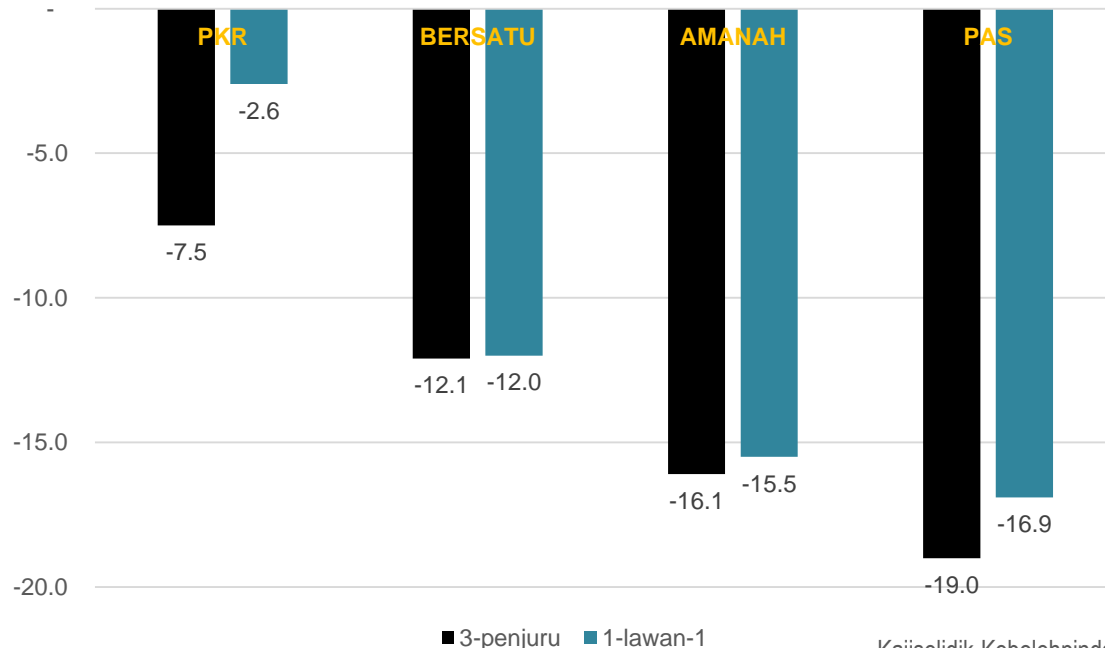


The number of voters who choose not to vote doubles if PAS contests against UMNO in a one-to-one fight



Level of support according to opposition parties

Comparison of support levels (%) against UMNO

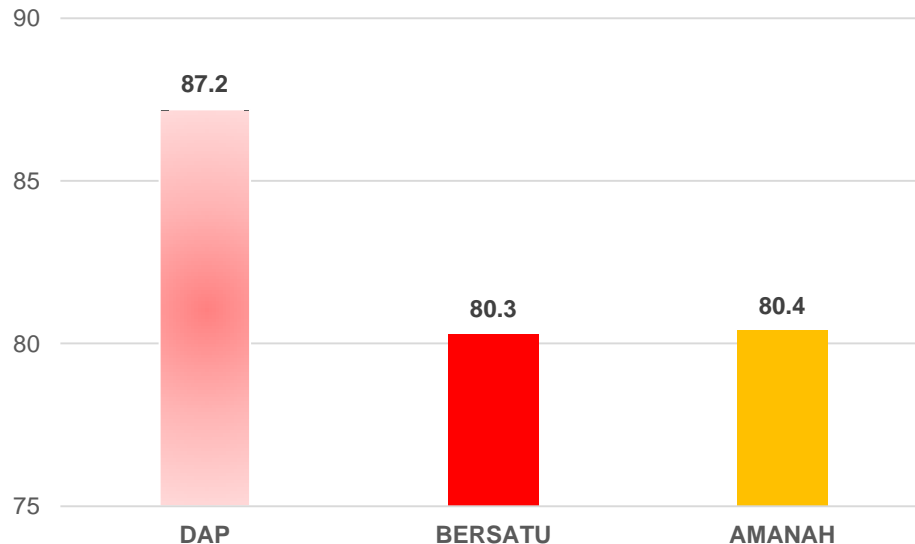


PAS stands at the weakest position amongst opposition parties to face UMNO



Transferability of votes according to opposition parties

% of voters of PH component parties who will vote for PKR

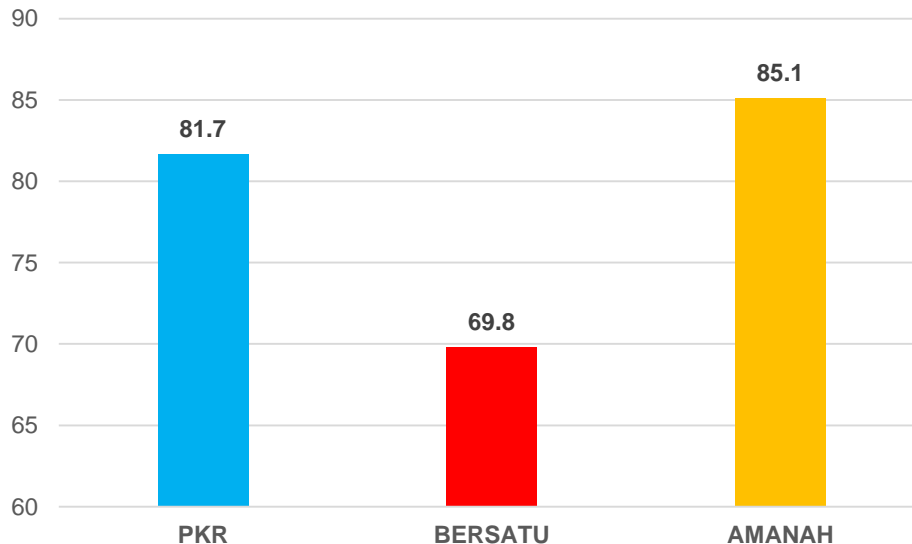


Comparison of the transferability of votes of PH component parties in a 3-corner fight (against UMNO & PAS)



Transferability of votes according to opposition parties

% of voters of PH component parties who will vote for DAP

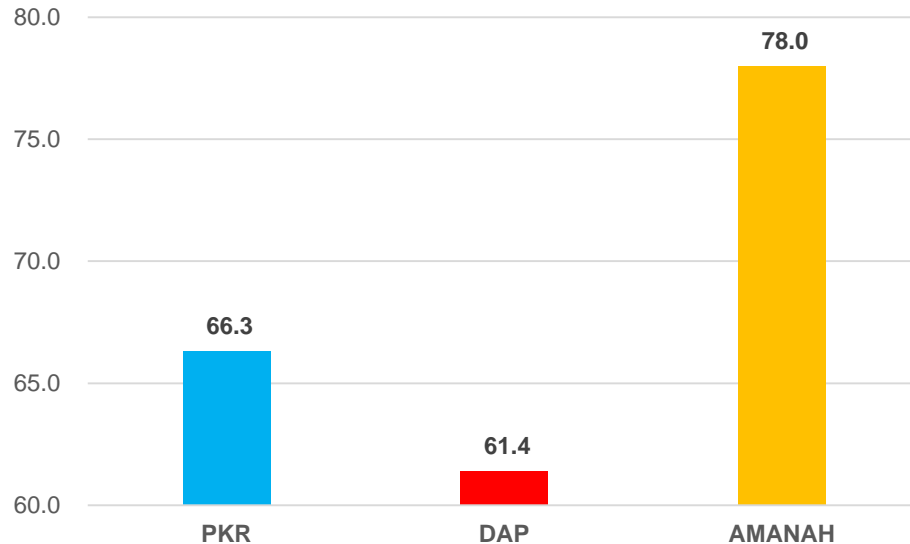


Comparison of the transferability of votes of PH component parties in a 3-corner fight (against UMNO & PAS)



Transferability of votes according to opposition parties

% of voters of PH component parties who will vote for BERSATU

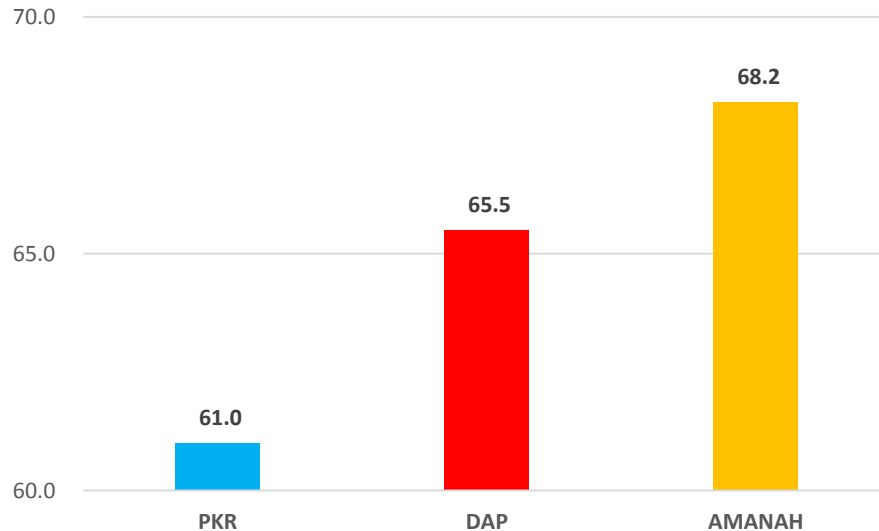


Comparison of the transferability of votes of PH component parties in a 3-corner fight (against UMNO & PAS)



Transferability of votes according to opposition parties

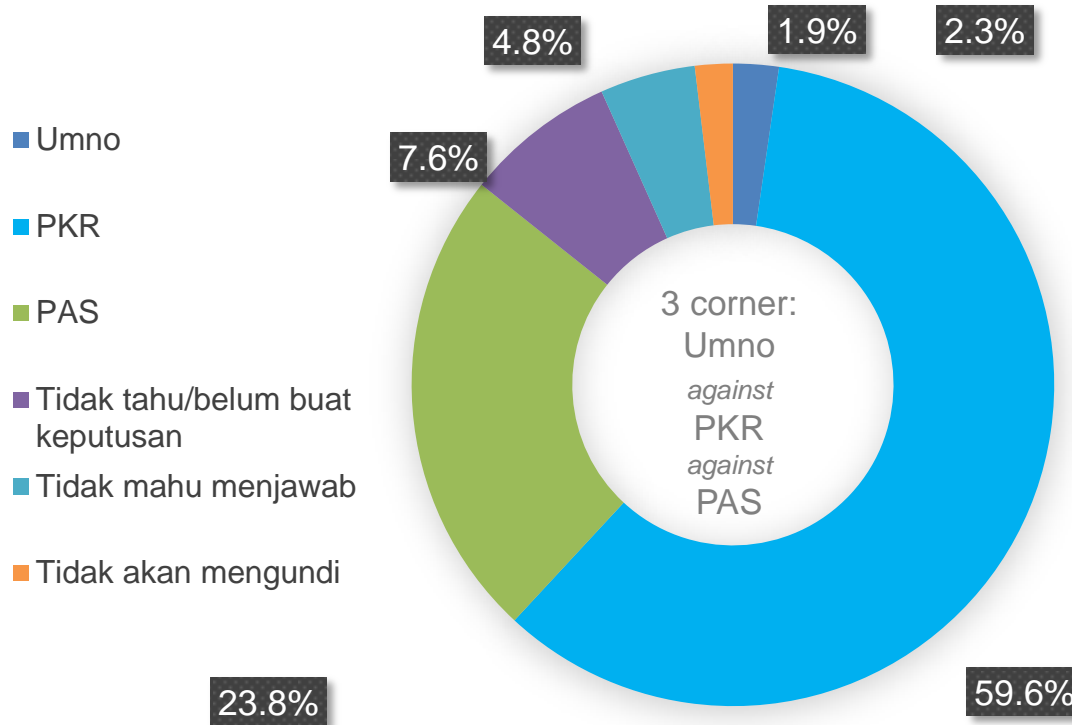
% of voters of PH component parties who will vote for AMANAH



Comparison of the transferability of votes of PH component parties in a 3-corner fight (against UMNO & PAS)



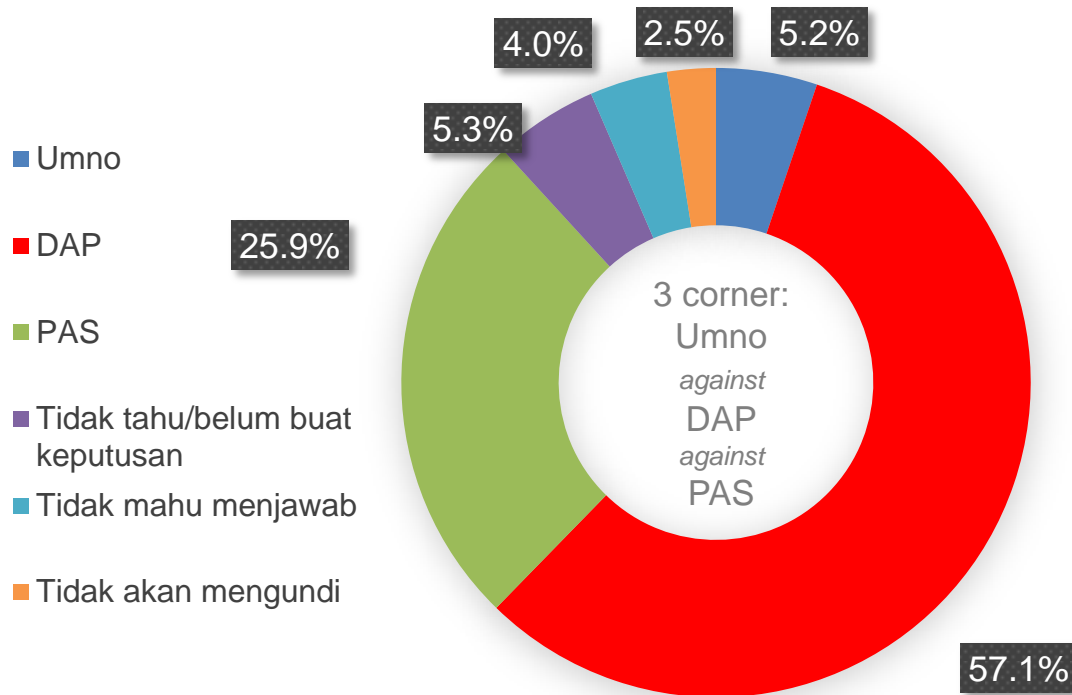
Inclinations of Pakatan Rakyat voters in a 3-corner fight



59.6% of voters who voted for Pakatan Rakyat in GE13 are inclined to choose PKR, rather than PAS or UMNO, in a 3-corner fight



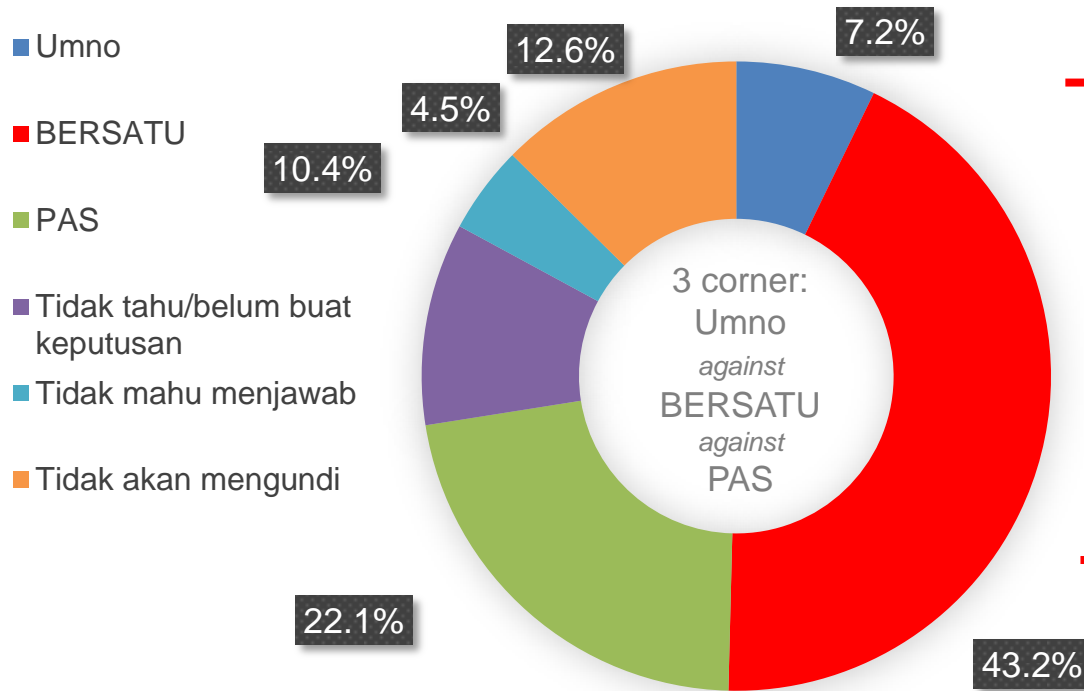
Inclinations of Pakatan Rakyat voters in a 3-corner fight



57.1% of voters who voted for Pakatan Rakyat in GE13 are inclined to choose DAP, rather than UMNO or PAS, in a 3-corner fight



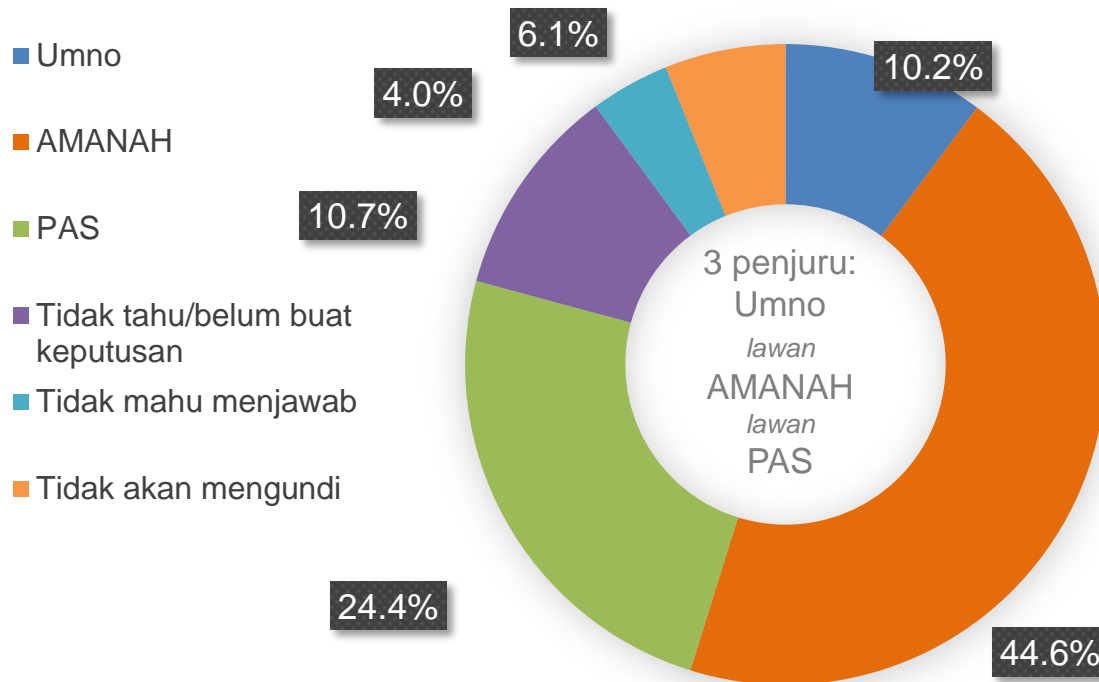
Inclinations of Pakatan Rakyat voters in a 3-corner fight



More voters of Pakatan Rakyat from GE13 are incline to choose BERSATU compared to PAS in a 3-corner fight



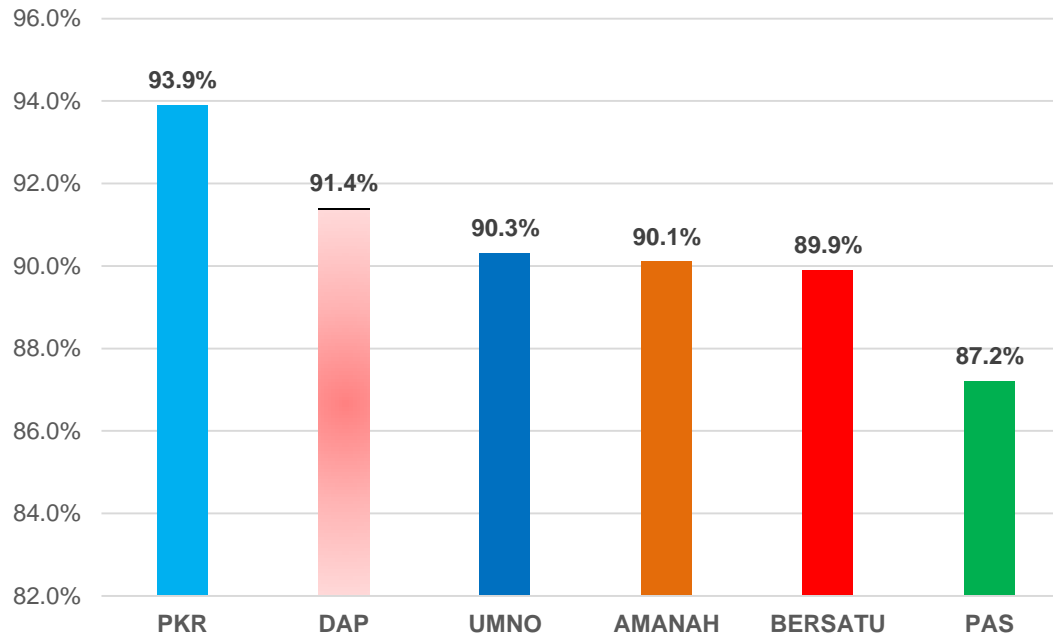
Inclinations of Pakatan Rakyat voters in a 3-corner fight



The transferability of votes from Pakatan Rakyat voters in GE13 to Pakatan Harapan is higher compared to PAS



Likelihood of voter turnout according to party



PAS voters have indicated the lowest likelihood of turning out to vote in the event of a 3-corner fight



Conclusion

- If a 3-corner fight occurs in GE14, voter sentiment will likely shift towards the contest between Barisan Nasional and Pakatan Harapan
- The support level for PAS is decreasing faster compared to other parties and PAS is now at the weakest position in the event of a 3-corner fight
- With 35% of respondents choosing to not share which party they will vote for, there is a higher likelihood that the percentage of support for UMNO/Barisan Nasional is lower, given that respondents who choose not to answer are likely to be supporters of Pakatan Harapan or PAS





Thank you

Kajiselidik Kebolehpindahan Undi Antara Parti Pembangkang (April 2017)

© INVOKE Centre for Policy Initiatives