

SURVEY ON VOTER SENTIMENT TOWARDS RUU355

Survey results of the influence of RUU355 on 43,030 Malay/Bumiputra
Muslim voters



I-CPI
Centre for Policy Initiatives

23 March 2017

Contents

- Background of the RUU355 Survey
- Survey methodology
- Results of the RUU355 Survey
- Conclusion



Background of the RUU355 Survey

- The polemics surrounding the Bill 355 (RUU355), which aims to increase the limit of penalties that can be imposed by the Shariah courts, has become a national political issue
- Numerous political decisions have been made and will be made by politicians, NGO leaders and the public based on whether they support the RUU355 amendments or not
- This survey aims to quantify the extent to which RUU355 influences how Malay/Bumiputra Muslim voters will vote in the upcoming general elections (PRU14)



Methodology

- 1.1 million Malay/Bumiputra Muslim voters were phoned randomly using an Interactive Voice Response system (IVR) set up by I-CPI.
- The respondents were asked questions, to which they will press a button to record their answers. For example – “Press 1 for ‘Yes’, Press 2 for ‘No’”. The answers provided by the respondents were directly recorded by the IVR system into I-CPI’s servers.



Methodology

- The IVR system was programmed to call voters based on the distribution of voters in each state. If the response rate in a particular state is low, the IVR system will dial more voters in that state to ensure that the number of respondents from that state is proportionate to the total percentage of voters in that state.
- The results recorded by the I-CPI server was subjected to a preliminary analysis as follows:



Methodology

phonenum	Gender	Ethnicity	Age	Q1	Q2	Q3	Q5	Status	Tahu?
604356	L	MELAYU	56	1	1		13800	IVR	1
604489	P	LAIN-LAIN	28	1	2		9600	IVR	1
604537	P	MELAYU	44	1	3	2	14000	IVR	2
604657	P	MELAYU	32	2	1		11700	IVR	2
604771	P	MELAYU	58	1	1		5400	IVR	2
605688	P	MELAYU	40	1	3	2	32040	IVR	2
605721	L	MELAYU	56	2	1		34300	IVR	2
605758	P	MELAYU	53	2	1		33700	IVR	2
605758	P	MELAYU	37	1	3	3	33700	IVR	2
605776	P	MELAYU	72	2	1		33000	IVR	2
605805	P	MELAYU	67	1	3	3	34000	IVR	2
605807	L	MELAYU	65	2	1		34600	IVR	2
606353	L	MELAYU	56	1	3	2	76400	IVR	1
606484	P	MELAYU	54	1	1		72000	IVR	2

- Respondents would provide information such as gender, age, and postcode. Each survey took approximately one and a half minutes to complete.



Methodology

- The following questions were posed to respondents who answered and agreed to participate in this RUU355 survey:

QUESTION 1

(posed to all respondents)

Do you know about RUU355?

Press “1” for “Yes I know”

Press “2” for “Don’t know”

If the answer is “Don’t know”, the respondents will directly be asked questions about their personal details such as voting inclinations, gender, age and postcode.



Methodology

QUESTION 2

(posed only to respondents who answered “Yes I know” to Question 1)

Is RUU355 the most important issue that will determine your vote in the upcoming general elections?

Press “1” for “Yes”

Press “2” for “No”



Methodology

QUESTION 3

(posed only to respondents who answered “Yes I know” to Question 1)

In your opinion:

Press “1” if “Economic issues such as GST and rising cost of goods are more important than RUU355”

Press “2” if “RUU355 is more important than economic issues such as GST and rising cost of goods”

The respondents are then asked questions regarding their voting inclinations, gender, age and postcode.

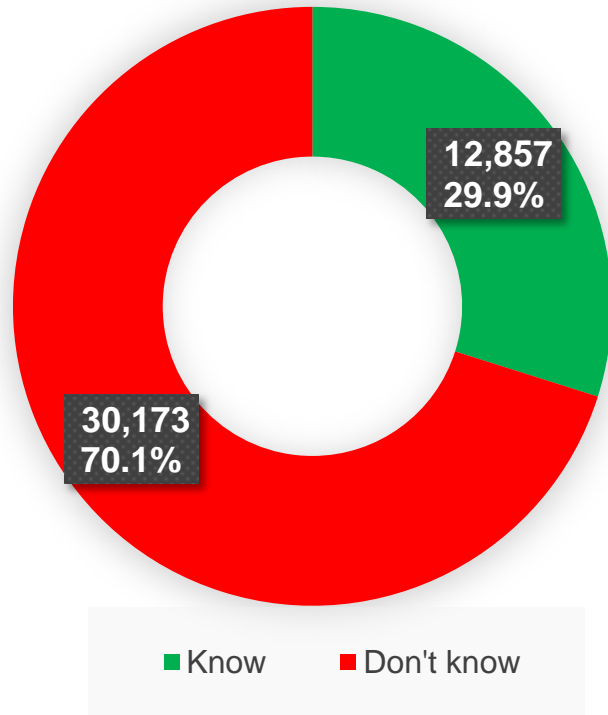


Results of the RUU355 Survey

- As many as 1.1 million voters were randomly phoned across the country in a one week period between 1pm on 16 March 2017 to 1pm on 22 March 2017.
- Out of this 1.1 million voters that were phoned, 43,030 voters responded to our questions.
- The total number of respondents matched the demography of Malay/Bumiputra Muslim voters in the whole country.



Results of the RUU355 Survey

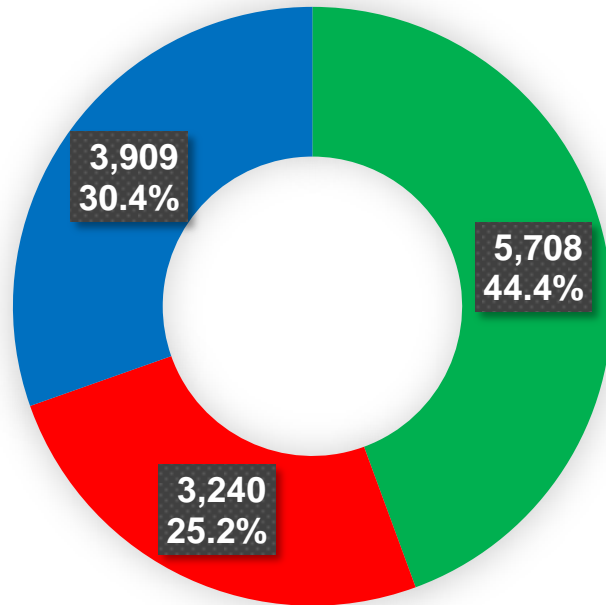


Only 29.9% out of
43,030
Malay/Bumiputra
Muslim voters know
about RUU355

Question 1:
Do you know about RUU355?



Results of the RUU355 Survey



■ Most important ■ Not the most important ■ No response

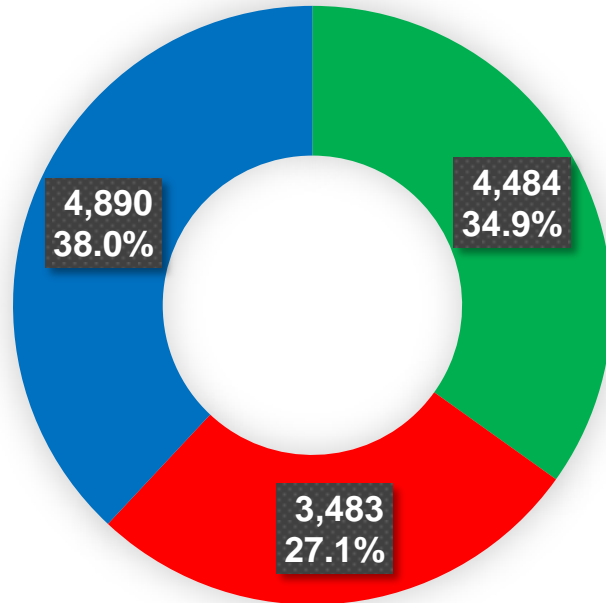
Out of 29.9% Malay/Bumiputra Muslim voters who know about RUU355, only 44.4% feel that it is the most important issue

Question 2:

Is RUU355 the most important issue that will determine your vote in the upcoming general elections?



Results of the RUU355 Survey



- RUU355 is more important
- Rakyat's economic issues are more important
- No response

Malay/Bumiputra Muslim voters who know about RUU355 and hold the view that RUU355 is the most important issue comprise 34.9% of 12,857 respondents

Question 3:

Which is more important: rakyat's economic issues or RUU355?

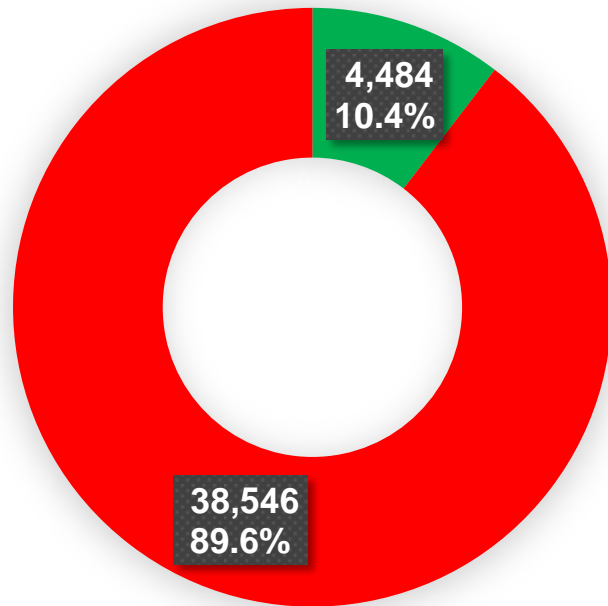


Results of the RUU355 Survey

- Quantitative methods to determine the percentage of Malay/Bumiputra Muslim voters who will vote based on RUU355 issues have:
 - i. Identified Malay/Bumiputra Muslim voters who know about RUU355 (if they do not know about it, it is unlikely they will vote based on RUU355)
 - i. From that total, identified Malay/Bumiputra Muslim voters who continue to defend RUU355 as the most important issue, based on questions 2 and 3 (i.e. they do not change their answer or they do not answer)



Results of the RUU355 Survey



- Vote based on RUU355
- RUU355 is not determinative of their vote

Only 4,484 people or 10.4% out of 43,030 Malay/Bumiputra Muslim voters hold RUU355 as the issue that will determine their votes in PRU14



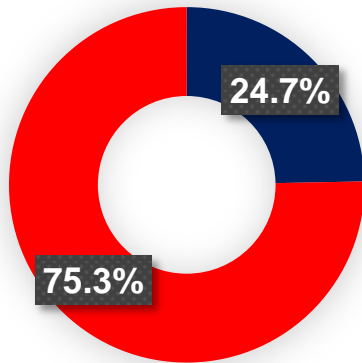
Results of the RUU355 Survey

- Based on the records from the PRU14 Voter Survey that was conducted in January 2017, I-CPI can assess the results of the current survey based on the breakdown of voters for each party
- The results of the RUU355 Survey based on the supporters of various political parties is set out in the following page.



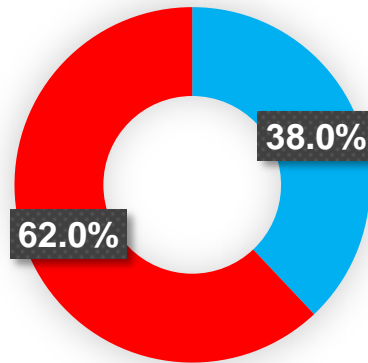
Results of the RUU355 Survey

BN Voters



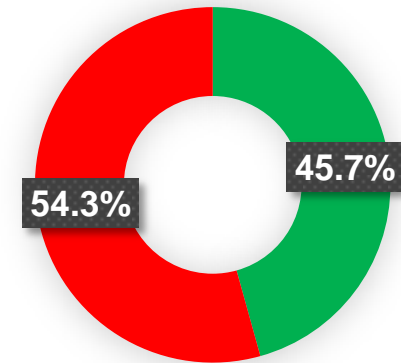
■ Know ■ Don't know

PH Voters



■ Know ■ Don't know

PAS Voters



■ Know ■ Don't know

54.3% of Malay/Bumiputra Muslim voters that intend to vote for PAS do not know about RUU355



Conclusion

- Only 10.4% of Malay/Bumiputra Muslim voters will vote based on the results of RUU355
- 54.3% of Malay/Bumiputra Muslim voters that intend to vote for PAS do not know about RUU355
- 70.1% or 30,173 Malay/Bumiputra Muslim do not know about RUU355
- 19.5% of Malay/Bumiputra Muslim voters, although aware of RUU355, do not feel it is determinative of their votes in PRU14



Thank you

For more information, please contact cpi@invokemalaysia.org

